


AVP 700

Volvo Penta
Mecc Alte
D+ &



ISO8528

GC,) &

SZUTEST

GC - \$\$\$%



2000/14/EC

&\$\$\$#(#

z) \$ z' z' D:

	"	kw	"	kw	Amp
400/230	700,00	560,00	636,00	508,80	918,00

fP GDE

GC,) &

,) & z

fDF DE

%\$!

%

%&

GC" \$(**

z&(

GC

Standard Specifications

z

fl

!

E

z

z

ALTERNATOR

!

!

!

!

!

!

!

!

!

!

!

!

!

!

!

!

!

!

!

!

!

!

!

!

!

!

!

!

!

!

!

!

!

!

!

!

!

!

!

!

!

!

!

!

!

!

!

!

!

!

!

!

TRANSFER SWITCH

!

!

!

!

!

!

!

!

!

!

AVP 700

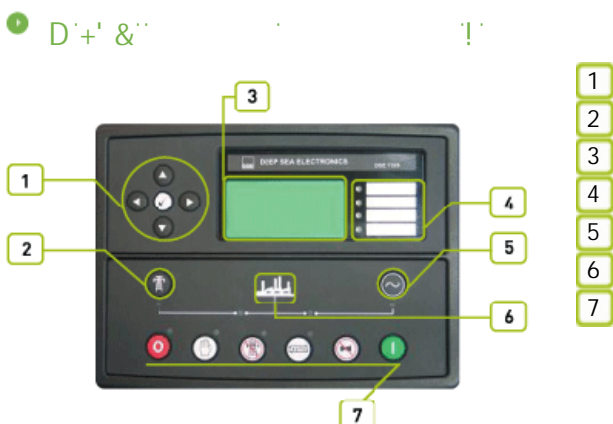
Volvo Penta
Mecc Alte
D+' &'



Manufacturer		Volvo Penta
Model		TWD1643GE
		613,00 kw [834,00HP]
	L	16,120
	"	144x165
		16,5:1
	"# "	1500
	L	48,00
	L	128,00
AbsorbedAirDischargeReSourceKey.Text	' # "	46,96
	' # "	600,00
		24 V d.c.
		95,60

		Mecc Alte
		ECO40 2L/4
	Hz	50
	"	670,00
7cg		0,80
		3
	fl Ł	400/230
	A	967,00

AVP 700	4315,00	3537,00	1550,00	2253,00	
MS 85		5297	1606	2656	1000



AVP 700

Volvo Penta
Mecc Alte
D+ &



1

'8G9ž ' + ' &\$ž
) 5ž&&\$#&(\$

2


3

4

'8G9'+' &\$' fi
&&\$' ž
"8G9'+' &\$'
'8G9'+' &\$'
ž
% &I '* ('
žFG&' &žFG(,) ž
ž


AVP 700

Volvo Penta
Mecc Alte
D+ &



AVP 700

Volvo Penta
Mecc Alte
D+ &



- 1 Steel structures.
- 2 Emergency stop push button.
- 3 Control panel is mounted on the baseframe . Located at the right side of the generator set.
- 4 Corrosion-resistant locks and hinges.
- 5 oil could be drained via valve and a hose
- 6 Exhaust system in the canopy.
- 7 special large access doors for easy maintenance
- 8 in front and back side special large access doors for easy maintenance
- 9 Base frame -fuel tank.
- 10 Lifting points similar to ISO container , located on each top corner of the canopy
- 11 the canopy provides easy access to radiator cap.
- 12 sound proofing materials
- 13 Plastic air intake pockets.

	"	1606
fl "L	"	5297
fl "L	"	2656
	L	1000