


AVP 655

Volvo Penta
Mecc Alte
D+ &



ISO8528	Category 1	Category 1	Category 1	Category 1	Category 1	Category 1	Category 1	Category 1	Category 1	Category 1
SZUTEST	Class 1	Class 1	Class 1	Class 1	Class 1	Class 1	Class 1	Class 1	Class 1	Class 1
CE	EMC	EMC	EMC	EMC	EMC	EMC	EMC	EMC	EMC	EMC

2000/14/EC	EMC	EMC	EMC	EMC	EMC	EMC	EMC	EMC	EMC	EMC
------------	-----	-----	-----	-----	-----	-----	-----	-----	-----	-----

	kw	kw	kw	kw	Amp
400/230	655,00	524,00	595,00	476,00	858,83

ISO8528	Category 1	Category 1	Category 1	Category 1	Category 1	Category 1	Category 1	Category 1	Category 1	Category 1
SZUTEST	Class 1	Class 1	Class 1	Class 1	Class 1	Class 1	Class 1	Class 1	Class 1	Class 1
CE	EMC	EMC	EMC	EMC	EMC	EMC	EMC	EMC	EMC	EMC

Standard Specifications

ISO8528	Category 1	Category 1	Category 1	Category 1	Category 1	Category 1	Category 1	Category 1	Category 1	Category 1
SZUTEST	Class 1	Class 1	Class 1	Class 1	Class 1	Class 1	Class 1	Class 1	Class 1	Class 1
CE	EMC	EMC	EMC	EMC	EMC	EMC	EMC	EMC	EMC	EMC

ISO8528	Category 1	Category 1	Category 1	Category 1	Category 1	Category 1	Category 1	Category 1	Category 1	Category 1
SZUTEST	Class 1	Class 1	Class 1	Class 1	Class 1	Class 1	Class 1	Class 1	Class 1	Class 1
CE	EMC	EMC	EMC	EMC	EMC	EMC	EMC	EMC	EMC	EMC

ALTERNATOR

TRANSFER SWITCH

AVP 655

Volvo Penta
Mecc Alte
D+ &




Manufacturer	Volvo Penta		
Model	TAD1642GE		
		% \$ \$	"# "
		565,00 kw [768,00HP]	
	L	16,120	
	"	144x165	
		16,5:1	
	fl # 7	"# "	1500
	fl 7	L	48,00
		L	60,00
AbsorbedAirDischargeReSourceKey.Text	' # "	41,20	
	' # "	600,00	
		24 V d.c.	
	Load	% \$ \$	'+)
	# ") \$	
		119,70	88,40 59,00

		Mecc Alte
		ECO40 1,5L/4
	Hz	50
	"	620,00
7cg		0,80
		3
	fl 7	400/230
	A	894,90

		fl 7		fl 7	
	"	"	"	"	L
AVP 655		3341,00	1550,00	2196,00	850,00
		fl 7		fl 7	
	"	"	"	"	L
MS 80	4970	4810	1606	2615	850

D+ &

!



AVP 655

Volvo Penta
Mecc Alte
D+' &'

The logo for AKSA POWER DIESEL features the words "AKSA POWER DIESEL" in blue uppercase letters, with a green horizontal bar to the left of the text.

- 1 8G9ž '+' &\$ž) 5ž&&\$#&(\$
- 2
- 3
- 4 8G9+' &\$ ž fi
&&\$ ž "8G9+' &\$ 8G9+' &\$ ž
% &l '* (žFG&' &žFG(,) ž ž

AVP 655

Volvo Penta
Mecc Alte
D+ &



f@#@Bt
f@#@@t

"z" "z" "z"

f@#@Bt

971

#

#

#

#



f&%) +t

f&)(, t

f&% \$t

6G'9B '*\$-\$)'\$

6G'9B '*%\$\$\$!*!&

6G'9B '*%\$\$\$!*!(

#



ž

%, !&*(

ž
&(\$)

ž

ž


GA 8

!&+""

ž

AVP 655

Volvo Penta
Mecc Alte
D+ &



- 1 Steel structures.
- 2 Emergency stop push button.
- 3 Control panel is mounted on the baseframe . Located at the right side of the generator set.
- 4 Corrosion-resistant locks and hinges.
- 5 oil could be drained via valve and a hose
- 6 Exhaust system in the canopy.
- 7 special large access doors for easy maintenance
- 8 in front and back side special large access doors for easy maintenance
- 9 Base frame -fuel tank.
- 10 Lifting points similar to ISO container , located on each top corner of the canopy
- 11 the canopy provides easy access to radiator cap.
- 12 sound proofing materials
- 13 Plastic air intake pockets.

	"	1606
fl "L	"	4810
fl "L	"	2615
	L	850